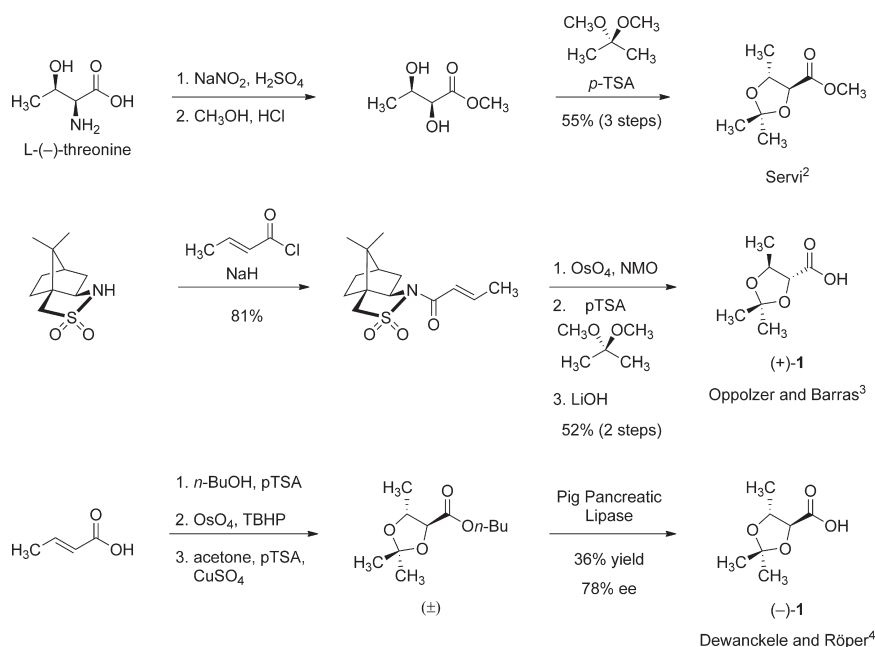
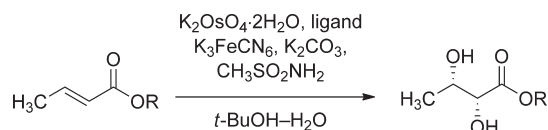


Scheme 1. Prior Syntheses of *syn*-2,3-Dihydroxybutyrate and Its Methyl EsterTable 1. Dihydroxylation of *trans*-Crotonate Esters^a

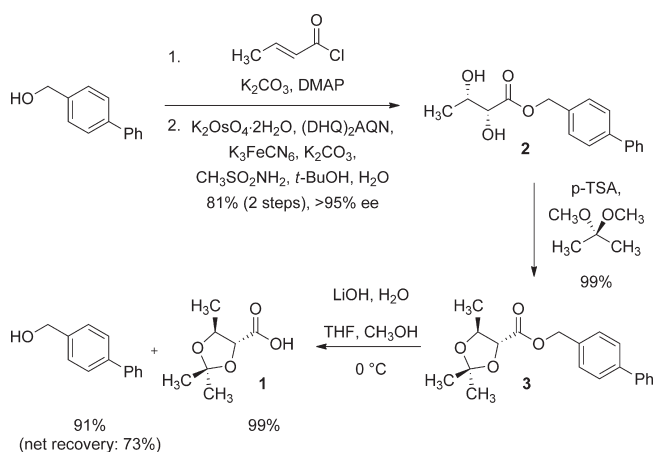
entry	R	ligand	yield (%)	ee (%) ^b
1	CH ₃ ^c	(DHQ) ₂ PHAL	45	89
2	(CH ₂) ₅ CH ₃ ^c	(DHQ) ₂ PHAL	88	80
3	(CH ₂) ₅ CH ₃ ^c	(DHQ) ₂ AQN	90	85
4	Bn ^d	(DHQ) ₂ AQN	77	92
5	(<i>p</i> -Ph)Bn ^{d,e}	(DHQ) ₂ AQN	81	87 ^f , >95 ^g

^a Conditions: K₂OsO₄·2H₂O (0.50 mol %), ligand (1.0 mol %), K₃Fe(CN)₆ (3 equiv), K₂CO₃ (3 equiv), CH₃SO₂NH₂ (1 equiv), *t*-BuOH–H₂O, 4 → 23 °C. ^b Determined by integration of the ¹H NMR spectrum of the corresponding bis-Mosher ester. ^c The alkene substrate was 100% *trans*, from a commercial source. ^d The substrate was prepared from commercial crotonoyl chloride (~20:1 *E:Z*; 90% purity) and was used without purification. ^e 0.25 mol % K₂OsO₄·2H₂O, 0.50 mol % (DHQ)₂AQN, and 6 equiv of K₃Fe(CN)₆ were used. ^f Before purification. ^g After a single recrystallization of the product from dichloromethane–hexanes.

unpurified diol was found to be of 87% ee by ¹H NMR analysis of the corresponding bis-Mosher ester. A single recrystallization of the solid product from dichloromethane–hexanes furnished pure diol (+)-2 of >95% ee in 81% yield (from *p*-phenylbenzyl alcohol, 27.8-g batch, [α]_D = +22.7° (*c* 1.04, CH₂Cl₂)).

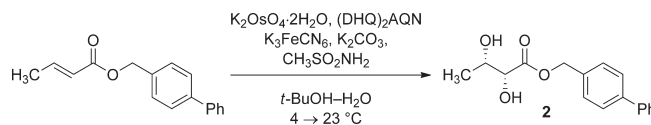
With an efficient and scalable procedure for the preparation of enantiomerically pure (+)-2, we found that a short sequence of standard transformations led efficiently to the desired

Scheme 2. Synthesis of Carboxylic Acid 1



carboxylic acid (+)-1. First, (+)-2 was transformed into the corresponding acetonide *p*-phenylbenzyl ester 3 in quantitative yield by stirring with 2,2-dimethoxypropane and *p*-toluenesulfonic acid monohydrate (5 mol %). Saponification of the latter product in aqueous lithium hydroxide at 0 °C provided the acid (+)-1 in 99% yield after extractive isolation (15-g batch, [α]_D = +34.2° (*c* 0.61, CHCl₃), lit.¹⁶ [α]_D = +31.2° (*c* 1, CHCl₃)). *p*-Phenylbenzyl alcohol, a white solid, was recovered in 91% yield (≥95% purity, 73% net recovery over the three-step sequence).

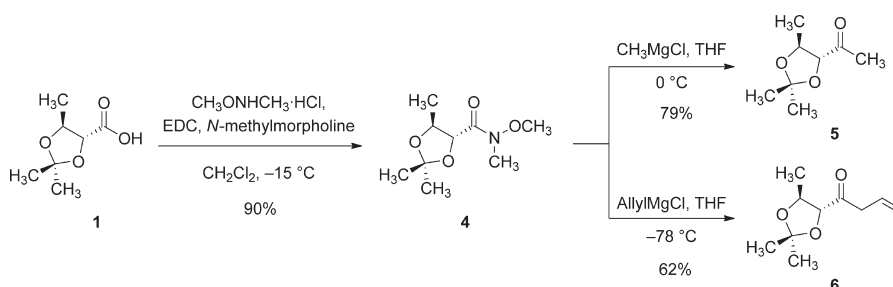
The benefits of the optimized Sharpless asymmetric dihydroxylation reaction—excellent yield and enantioselectivity—were somewhat offset by the length of the reaction time in the optimized protocol (~5 days), referred to as “method A” (Table 2, entry 1). We briefly investigated modification of the conditions to shorten the reaction time. More rapid warming of the reaction mixture

Table 2. Protocols for Large-Scale Dihydroxylation^a

entry	method	K ₂ OsO ₄ ·2H ₂ O (mol %)	(DHQ) ₂ AQN (mol %)	K ₃ Fe(CN) ₆ (equiv)	time at 4 °C	time at 23 °C	yield ^b (%)	ee ^c (%)
1	A	0.25	0.50	6	2 d	3 d	81	>95
2	B	1.0	1.0	3	30 min	25 h	60	>95

^a The starting material, *p*-phenylbenzyl crotonate, was prepared from commercially available crotonoyl chloride (~20:1 *E*:*Z*; 90% purity) and used without purification. Reactions were performed on a scale of at least 0.1 mol. ^b Isolated yield of pure product, after recrystallization. ^c Determined by integration of the ¹H NMR spectrum of the corresponding bis-Mosher ester.

Scheme 3. Transformations of Carboxylic Acid 1



during the dihydroxylation under otherwise identical conditions (0.1-mol scale) led to poorer conversion, and *p*-phenylbenzyl alcohol was observed in the crude product mixture. The latter byproduct presumably formed as the result of saponification of the diol product (2) or the substrate under the moderately basic conditions of the dihydroxylation reaction.¹⁷ Sharpless and co-workers have noted that for electron-poor olefins turnover can be increased with little or no diminution in enantioselectivity by increasing the loading of osmium.¹⁸ Using increased catalyst loading (1.0 mol % potassium osmate, 1.0 mol % (DHQ)₂AQN), and adding sodium bicarbonate (3 equiv) to buffer the aqueous phase, we observed that the large-scale dihydroxylation reaction was complete within 25 h. The crude product mixture contained ≤3% *p*-phenylbenzyl alcohol, as determined by integration of its ¹H NMR spectrum. Recrystallization of the product mixture from dichloromethane–hexanes afforded pure diol 2 in 60% yield and >95% ee (Table 2, entry 2, “method B”). We believe that this protocol, with a shorter reaction time and a lower yield, provides a viable alternative to the more lengthy but higher yielding method A.

Finally, we have demonstrated that the acid (+)-1 can be transformed into a variety of useful enantiopure building blocks. For example, the corresponding Weinreb amide (4) was formed in excellent yield by stirring (+)-1 with *N*-(3-dimethylaminopropyl)-*N*'-ethylcarbodiimide hydrochloride (EDC) and *N*-methylmorpholine (17.4-g batch, Scheme 3).^{19,20} This product in turn provides ready access to ketones such as the methyl ketone 5²¹ and the allyl ketone 6, for which we provide detail in the Experimental Section.

In summary, we have developed a practical sequence to prepare the useful building block (2*R*,3*S*)-dihydroxybutyric acid acetonide ((+)-1) in enantiomerically pure form, using as the key step the Sharpless asymmetric dihydroxylation reaction. *p*-Phenylbenzyl alcohol serves as a useful expedient

for enantioenrichment by recrystallization and is readily recycled. Due to its operational ease, we believe this method provides a useful complement to existing methods for the preparation of 1 of either enantiomeric series as well as chiral building blocks derived from these substances.

EXPERIMENTAL SECTION

General Experimental Procedures. Reactions were run in round-bottom flasks fitted with rubber septa under a positive pressure of argon, unless otherwise noted. Air- and moisture-sensitive liquids were transferred by syringe or stainless steel cannula. Organic solutions were concentrated by rotary evaporation (house vacuum, ca. 25–40 Torr) at ambient temperature, unless otherwise noted. Analytical thin-layer chromatography (TLC) was performed using glass plates pre-coated with silica gel (0.25 mm, 60 Å pore size, 230–400 mesh, Merck KGA) impregnated with a fluorescent indicator (254 nm). TLC plates were visualized by exposure to ultraviolet light and then were stained by submersion in aqueous ceric ammonium molybdate (CAM) or potassium permanganate solutions followed by brief heating on a hot plate. Flash-column chromatography was performed as described by Still et al.,²² employing silica gel (60 Å, 32–63 μM, standard grade, Dynamic Adsorbents, Inc.). Tetrahydrofuran, dichloromethane, and ether were purified by the method of Pangborn et al.²³ Proton nuclear magnetic resonance (¹H NMR) spectra were recorded at 500 MHz at 23 °C. Proton chemical shifts are expressed in parts per million (ppm, δ scale) and are referenced to residual protium in the NMR solvent (CHCl₃, δ 7.26 ppm). Data are represented as follows: chemical shift, multiplicity (s = singlet, d = doublet, t = triplet, q = quartet, m = multiplet and/or multiple resonances), integration, coupling constant (*J*) in Hertz. Carbon nuclear magnetic resonance (¹³C NMR) spectra were recorded at 125 MHz at 23 °C. Carbon chemical shifts are expressed in parts per million (ppm, δ scale) and are referenced to the carbon resonances of the NMR

solvent (CDCl₃, δ 77.0). Infrared (IR) spectral data are represented as follows: frequency of absorption (cm⁻¹), intensity of absorption (vs = very strong, s = strong, m = medium, w = weak, br = broad).

(2R,3S)-Biphenyl-4-ylmethyl 2,3-Dihydroxybutanoate (2). *Method A.* 4-(Dimethylamino)pyridine (1.46 g, 11.9 mmol, 0.1 equiv) was added to a suspension of crotonoyl chloride (technical grade, 14.0 mL, 146 mmol, 1.22 equiv), *p*-phenylbenzyl alcohol (22.0 g, 119 mmol, 1 equiv), and potassium carbonate (33.0 g, 239 mmol, 2.0 equiv) in dichloromethane (240 mL) at 23 °C. After 7 h, a second portion of crotonoyl chloride (12.7 mL, 133 mmol, 1.11 equiv) was added. After 15 h, water (200 mL) was added. The layers were separated. The aqueous layer was extracted with dichloromethane (200 mL). The organic layers were combined. The combined solution was washed sequentially with saturated aqueous sodium bicarbonate solution (200 mL), 1.0 M aqueous hydrochloric acid solution (200 mL), water (200 mL), and then saturated aqueous sodium chloride solution (200 mL), and the washed solution was dried over sodium sulfate. The dried solution was filtered, and the filtrate was concentrated. The residue was dissolved in a mixture of *tert*-butyl alcohol (240 mL) and water (240 mL). Potassium carbonate (49.5 g, 358 mmol, 3.0 equiv), potassium ferricyanide (118 g, 358 mmol, 3.0 equiv), and (DHQ)₂AQN (511 mg, 0.596 mmol, 0.005 equiv) were added in sequence, and the mixture was cooled to 4 °C. Potassium osmate dihydrate (110 mg, 0.928 mmol, 0.0025 equiv) was added. After 10 min, methanesulfonamide (5.67 g, 59.6 mmol, 0.5 equiv) was added. After 48 h, the cooling bath was removed and the reaction flask was warmed to 23 °C. After 23 h, a second portion of potassium ferricyanide (59.0 g, 179 mmol, 1.5 equiv) was added. After 18 h, a third portion of potassium ferricyanide (59.0 g, 179 mmol, 1.5 equiv) was added. After 25 h, the reaction flask was cooled in an ice bath. Sodium sulfite (150 g, 1.19 mol, 10 equiv) was added slowly. After 1 h, the product mixture was extracted with ethyl acetate (6 × 500 mL). The organic layers were combined. The combined solution was washed sequentially with 1.0 M aqueous sodium hydroxide solution (1.5 L) and then saturated aqueous sodium chloride solution (1.0 L), and the washed solution was dried over sodium sulfate. The dried solution was filtered, and the filtrate was concentrated. The residue was dissolved in a minimal amount of hot dichloromethane (~200 mL, 35 °C). The resulting solution was heated to boiling in an oil bath at 65 °C, and hexanes was added slowly such that boiling was maintained. Upon the first appearance of a white precipitate, an amount of dichloromethane sufficient to dissolve the precipitate was added (~20 mL). The oil bath was removed, and the flask was cooled to 23 °C. The flask was further cooled to -20 °C. After 15 h, a light yellow crystalline solid had precipitated from the yellow supernatant. The mixture was filtered, and the solid was washed with cold hexanes (100 mL, -20 °C) to provide the product, (2R,3S)-biphenyl-4-ylmethyl 2,3-dihydroxybutanoate (2), as light yellow needles (27.8 g, 81% yield based on *p*-phenylbenzyl alcohol): [α]_D = +22.7° (*c* 1.04, CH₂Cl₂); mp 100.0–101.0 °C; TLC (30% ethyl acetate–70% hexanes) *R*_f 0.11 (CAM); ¹H NMR (500 MHz, CDCl₃) δ 7.60 (t, 4H, *J* = 8.3 Hz), 7.46 (m, 4H), 7.38 (m, 1H), 5.33–5.28 (m, 2H), 4.17 (br, 1H), 4.11 (br, 1H), 3.46 (br, 1H), 2.57 (br, 1H), 1.33 (d, 3H, *J* = 6.4 Hz); ¹³C NMR (125 MHz, CDCl₃) δ 173.2, 141.5, 140.4, 133.9, 128.8, 128.8, 127.5, 127.3, 127, 74.5, 68.7, 67.3, 19.6; FTIR (neat; cm⁻¹) 3335 (br), 1701 (s), 1292 (s), 1138 (m), 1067 (m), 1018 (m), 978 (m), 827 (m); HRMS (ESI) *m/z* calcd for (C₁₇H₁₈O₄ + Na)⁺ 309.1097, found 309.1100.

To determine the enantiomeric excess, (S)-3,3,3-trifluoro-2-methoxy-2-phenylpropanoyl chloride (6.3 μ L, 34 μ mol, 2.4 equiv) was added to a solution of (2R,3S)-biphenyl-4-ylmethyl 2,3-dihydroxybutanoate (2; 4 mg, 14 μ mol, 1 equiv) and 4-(dimethylamino)pyridine (8.2 mg, 67 μ mol, 4.8 equiv) in dichloromethane (280 μ L) at 23 °C. After 90 min, the product solution was partitioned between ethyl acetate (20 mL) and water (5 mL). The layers were separated. The organic layer was washed sequentially with 1.0 M aqueous hydrochloric acid solution (5 mL),

saturated aqueous sodium bicarbonate solution (5 mL), water (5 mL), and then saturated aqueous sodium chloride solution (5 mL), and the washed solution was dried over sodium sulfate. The dried solution was filtered, and the filtrate was concentrated. Analysis of the ¹H NMR spectrum of the crude product established that complete conversion to the bis-Mosher ester had occurred. The product was determined to be of 49:1 dr (¹H NMR analysis (500 MHz, CDCl₃) δ 5.76 (qd, 1H, *J* = 6.8, 2.4 Hz (2S,3R, minor)), 5.70 (qd, 1H, *J* = 6.4, 2.0 Hz (2R,3S, major))), from which we concluded that the starting diol, (2R,3S)-biphenyl-4-ylmethyl 2,3-dihydroxybutanoate (2), was of >95% ee.

Method B. 4-(Dimethylamino)pyridine (1.46 g, 11.9 mmol, 0.1 equiv) was added to a suspension of crotonoyl chloride (technical grade, 34.3 mL, 358 mmol, 3.0 equiv), *p*-phenylbenzyl alcohol (22.0 g, 119 mmol, 1 equiv), and potassium carbonate (33.0 g, 239 mmol, 2.0 equiv) in dichloromethane (240 mL) at 23 °C. After 12 h, water (200 mL) was added. The layers were separated. The aqueous layer was extracted with dichloromethane (200 mL). The organic layers were combined. The combined solution was washed sequentially with saturated aqueous sodium bicarbonate solution (200 mL), 1.0 M aqueous hydrochloric acid solution (200 mL), water (200 mL), and then saturated aqueous sodium chloride solution (200 mL), and the washed solution was dried over sodium sulfate. The dried solution was filtered, and the filtrate was concentrated. The residue was dissolved in a mixture of *tert*-butyl alcohol (240 mL) and water (240 mL). Potassium carbonate (49.5 g, 358 mmol, 3.0 equiv), sodium bicarbonate (30.1 g, 358 mmol, 3.0 equiv), potassium ferricyanide (118 g, 358 mmol, 3.0 equiv), and (DHQ)₂AQN (1.02 g, 1.19 mmol, 0.01 equiv) were added in sequence, and the mixture was cooled to 4 °C. Potassium osmate dihydrate (440 mg, 1.19 mmol, 0.01 equiv) was added. After 20 min, methanesulfonamide (11.4 g, 119 mmol, 1.0 equiv) was added. After 10 min, the cooling bath was removed and the reaction flask was warmed to 23 °C. After 25 h, the reaction flask was cooled in an ice bath. Sodium sulfite (150 g, 1.19 mol, 10 equiv) was added slowly. After 30 min, the product mixture was extracted with ethyl acetate (6 × 500 mL). The organic layers were combined. The combined solution was washed sequentially with 1.0 M aqueous sodium hydroxide solution (1.5 L), 1.0 M hydrochloric acid (1.0 L), and then saturated aqueous sodium chloride solution (1.0 L), and the washed solution was dried over sodium sulfate. The dried solution was filtered, and the filtrate was concentrated. The residue was recrystallized from dichloromethane–hexanes as in method A to provide the product, (2R,3S)-biphenyl-4-ylmethyl 2,3-dihydroxybutanoate (2), as light yellow needles (20.6 g, 60% based on *p*-phenylbenzyl alcohol). The recrystallized product was of >95% ee by formation of the corresponding bis-Mosher ester as in method A.

(4R,5S)-Biphenyl-4-ylmethyl 2,2,5-Trimethyl-1,3-dioxolane-4-carboxylate (3). *p*-Toluenesulfonic acid monohydrate (923 mg, 4.85 mmol, 0.05 equiv) was added to a suspension of (2R,3S)-biphenyl-4-ylmethyl 2,3-dihydroxybutanoate (2; 27.8 g, 97.1 mmol, 1 equiv) in 2,2-dimethoxypropane (350 mL) at 23 °C. After 40 min, triethylamine (677 μ L, 4.85 mmol, 0.05 equiv) was added. The product solution was filtered through a pad of silica gel (length 8 cm; diameter 8 cm), with ethyl acetate as eluent (2 L). The filtrate was concentrated to provide the product, (4R,5S)-biphenyl-4-ylmethyl 2,2,5-trimethyl-1,3-dioxolane-4-carboxylate (3), as a colorless oil (31.4 g, 99%): TLC (30% ethyl acetate–70% hexanes) *R*_f = 0.67 (CAM); ¹H NMR (500 MHz, CDCl₃) δ 7.59 (m, 4H), 7.44 (m, 4H), 7.36 (m, 1H), 5.26 (m, 2H), 4.22 (dq, 1H, *J* = 8.2, 6.0 Hz), 4.11 (d, 1H, *J* = 7.8 Hz), 1.48 (s, 3H), 1.45 (s, 3H), 1.44 (d, 3H, *J* = 6.0 Hz); ¹³C NMR (125 MHz, CDCl₃) δ 170.3, 141.3, 140.4, 134.2, 128.7, 128.7, 127.4, 127.3, 127, 110.6, 80.3, 75.1, 66.6, 27.1, 25.6, 18.5; FTIR (neat; cm⁻¹) 2988 (w), 1757 (s), 1184 (s), 1099 (s), 850 (s), 762 (s), 698 (s); HRMS (ESI) *m/z* calcd for (C₂₀H₂₂O₄ + Na)⁺ 349.1410, found 349.1416.

(4R,5S)-2,2,5-Trimethyl-1,3-dioxolane-4-carboxylic Acid (1). Lithium hydroxide (1.0 M in water, 192 mL, 192 mmol, 2.0 equiv) was

added over 5 min to an ice-cooled solution of (4*R*,5*S*)-biphenyl-4-ylmethyl 2,2,5-trimethyl-1,3-dioxolane-4-carboxylate (**3**; 31.4 g, 96.0 mmol, 1 equiv) in a mixture of tetrahydrofuran (380 mL) and methanol (190 mL). After 10 min, the product mixture was concentrated to remove organic solvents. The aqueous residue was diluted with ether (1 L). The layers were separated. The aqueous layer was extracted with ether (500 mL). The organic layers were combined. The combined solution was dried over sodium sulfate. The dried solution was filtered, and the filtrate was concentrated to provide *p*-phenylbenzyl alcohol as a white solid (16.1 g, 91%). The aqueous layer was acidified to pH ~2 by addition of 1.0 M aqueous hydrochloric acid solution (~100 mL). The acidified solution was extracted with ethyl acetate (500 mL). The pH of the aqueous layer was observed to increase to ~4 after extraction of the acidic product. The aqueous layer was again acidified to pH ~2 by addition of 1.0 M aqueous hydrochloric acid solution (~50 mL). The acidified solution was extracted with ethyl acetate (3 × 500 mL). The organic layers were combined. The combined solution was dried over sodium sulfate. The dried solution was filtered, and the filtrate was concentrated to provide the product, (4*R*,5*S*)-2,2,5-trimethyl-1,3-dioxolane-4-carboxylic acid (**1**), as a colorless oil (15.2 g, 99%). ¹H and ¹³C NMR data were in agreement with previously reported values:¹⁶ [α]_D = +34.2° (c 0.61, CHCl₃), lit.¹⁶ [α]_D = +31.2° (c 1, CHCl₃); TLC (ethyl acetate) *R*_f = 0.13 (CAM); ¹H NMR (500 MHz, CDCl₃) δ 10.23 (br, 1H), 4.24 (dq, 1H, *J* = 8.3, 5.9 Hz), 4.09 (d, 1H, *J* = 8.3 Hz), 1.49 (s, 3H), 1.48 (d, 3H, *J* = 5.9 Hz), 1.46 (s, 3H); ¹³C NMR (125 MHz, CDCl₃) δ 175.0, 111.0, 79.8, 75.2, 27.1, 25.6, 18.5; FTIR (neat; cm⁻¹) 3158 (br), 2990 (w), 1734 (s), 1383 (m), 1219 (s), 1173 (m), 1099 (s), 853 (m); HRMS (ESI) *m/z* calcd for (C₇H₁₂O₄ + H)⁺ 161.0808, found 161.0816.

(4*R*,5*S*)-*N*-Methoxy-*N*,2,2,5-tetramethyl-1,3-dioxolane-4-carboxamide (**4**). *N*-(3-(Dimethylamino)propyl)-*N'*-ethylcarbodiimide hydrochloride (20.1 g, 105 mmol, 1.1 equiv) was added over 2 min to a solution of (4*R*,5*S*)-2,2,5-trimethyl-1,3-dioxolane-4-carboxylic acid (**1**; 15.2 g, 95.2 mmol, 1 equiv) and *N*-methylmorpholine (11.5 mL, 105 mmol, 1.1 equiv) in dichloromethane (475 mL) at -20 °C. After 3.5 h, 1.0 M aqueous hydrochloric acid solution (150 mL) was added. The cooling bath was removed, and the reaction flask was warmed to 23 °C. The layers were separated. The aqueous layer was extracted with dichloromethane (400 mL). The organic layers were combined. The combined solution was washed with saturated aqueous sodium bicarbonate solution (150 mL), and the washed solution was dried over sodium sulfate. The dried solution was filtered and the filtrate was concentrated to provide the product, (4*R*,5*S*)-*N*-methoxy-*N*,2,2,5-tetramethyl-1,3-dioxolane-4-carboxamide (**4**), as a pale yellow oil (17.4 g, 90%):²⁴ TLC (40% ethyl acetate–60% hexanes) *R*_f = 0.36 (CAM); ¹H NMR (500 MHz, CDCl₃) δ 4.40 (m, 2H), 3.73 (s, 3H), 3.22 (s, 3H), 1.47 (s, 3H), 1.46 (s, 3H), 1.37 (d, 3H, *J* = 5.9 Hz); ¹³C NMR (125 MHz, CDCl₃) δ 170.0, 109.9, 78.2, 74.5, 61.3, 32.0, 27.2, 25.8, 17.9; FTIR (neat; cm⁻¹) 2986 (w), 2938 (w), 1670 (s), 1371 (m), 1171 (s), 1055 (m), 854 (m); HRMS (ESI) *m/z* calcd for (C₉H₁₇NO₄ + Na)⁺ 226.1050, found 226.1050.

1-((4*R*,5*S*)-2,2,5-Trimethyl-1,3-dioxolan-4-yl)ethanone (**5**). Methylmagnesium chloride (3.0 M solution in tetrahydrofuran, 6.25 mL, 18.7 mmol, 3.0 equiv) was added dropwise to an ice-cooled solution of (4*R*,5*S*)-*N*-methoxy-*N*,2,2,5-tetramethyl-1,3-dioxolane-4-carboxamide (**4**; 1.27 g, 6.25 mmol, 1 equiv) in tetrahydrofuran (60 mL). After 35 min, saturated aqueous ammonium chloride solution (30 mL) was added, and the reaction flask was warmed to 23 °C. The product mixture was extracted with ethyl acetate (3 × 70 mL). The organic layers were combined. The combined solution was dried over sodium sulfate. The dried solution was filtered, and the filtrate was concentrated to provide the product, 1-((4*R*,5*S*)-2,2,5-trimethyl-1,3-dioxolan-4-yl)ethanone (**5**), as a colorless oil (770 mg, 79%). ¹H NMR, ¹³C NMR, IR, and MS data were in agreement with previously reported values.²⁵ TLC (30% ethyl acetate–70% hexanes): *R*_f = 0.70 (CAM).

1-((4*R*,5*S*)-2,2,5-Trimethyl-1,3-dioxolan-4-yl)but-3-en-1-one (**6**). Allylmagnesium chloride (2.0 M solution in tetrahydrofuran, 1.48 mL, 2.95 mmol, 3.0 equiv) was added dropwise to a solution of (4*R*,5*S*)-*N*-methoxy-*N*,2,2,5-tetramethyl-1,3-dioxolane-4-carboxamide (**4**; 200 mg, 0.984 mmol, 1 equiv) in tetrahydrofuran (10 mL) at -78 °C. After 25 min, saturated aqueous ammonium chloride (5 mL) was added, and the reaction flask was warmed to 23 °C. Water (2 mL) was added, and the product mixture was extracted with ethyl acetate (2 × 20 mL). The organic layers were combined. The combined solution was dried over sodium sulfate. The dried solution was filtered, and the filtrate was concentrated. The residue was purified by flash-column chromatography (4% ethyl acetate–96% hexanes) to provide the product, 1-((4*R*,5*S*)-2,2,5-trimethyl-1,3-dioxolan-4-yl)but-3-en-1-one (**6**), as a colorless oil (113 mg, 62%): TLC (30% ethyl acetate–70% hexanes) *R*_f = 0.75 (CAM); ¹H NMR (500 MHz, CDCl₃) δ 5.94 (m, 1H), 5.22–5.14 (m, 2H), 4.05 (dq, 1H, *J* = 8.3, 6.4 Hz), 3.93 (dd, 1H, *J* = 8.3, 1.0 Hz), 3.43 (m, 2H), 1.46 (s, 3H), 1.44 (s, 3H), 1.39 (d, 3H, *J* = 5.9 Hz); ¹³C NMR (125 MHz, CDCl₃) δ 207.7, 129.7, 119.1, 110.1, 86.3, 74.3, 43.3, 27.2, 26.3, 18.5; FTIR (neat; cm⁻¹) 2987 (m), 1719 (s), 1382 (s), 1242 (s), 1099 (s), 856 (s); HRMS (ESI) *m/z* calcd for (C₁₀H₁₆O₃ + H)⁺ 185.1172, found 185.1179.

ASSOCIATED CONTENT

S Supporting Information. Figures giving complete ¹H and ¹³C NMR spectra for all new compounds. This material is available free of charge via the Internet at <http://pubs.acs.org>.

AUTHOR INFORMATION

Corresponding Author

*E-mail: myers@chemistry.harvard.edu.

ACKNOWLEDGMENT

D.J.S. acknowledges fellowship support from the DoD, Air Force Office of Scientific Research, National Defense Science and Engineering Graduate (NDSEG) Fellowship (No. 32 CFR 168a). Financial support from the National Institutes of Health (Grant No. CA047148) is gratefully acknowledged.

REFERENCES

- (1) For selected examples of the use of **1** and *ent*-**1** in synthesis, see: (a) Roush, W. R.; Lin, X.; Straub, J. A. *J. Org. Chem.* **1991**, *56*, 1649–1655. (b) Ruiz, M.; Ojea, V.; Quintela, J. M. *Tetrahedron: Asymmetry* **2002**, *123*, 1535–1549. (c) Gardiner, J. M.; Panchal, N. R.; Stimpson, W. T.; Herbert, J. M.; Ellames, G. J. *Synlett* **2005**, 2685–2687.
- (2) Servi, S. *J. Org. Chem.* **1985**, *50*, 5867–5869.
- (3) Oppolzer, W.; Barras, J.-P. *Helv. Chim. Acta* **1987**, *70*, 1666–1675.
- (4) Dewanckele, J. M.; Röper, H. *Tetrahedron Lett.* **1989**, *30*, 5319–5322.
- (5) Shirahata, K.; Iida, T.; Hirayama, N. *Symp. Chem. Nat. Prod.* **1981**, *24*, 199–206. Axenose, the deacetylated form of trioxacarcinose A, appears in members of the axenomycin class of natural products. See: Arcamone, F.; Barbieri, W.; Franceschi, G.; Penco, S.; Vigevani, A. *J. Am. Chem. Soc.* **1973**, *95*, 2008–2009.
- (6) For a review of the Sharpless asymmetric dihydroxylation, see: Kolb, H. C.; VanNieuwenhze, M. S.; Sharpless, K. B. *Chem. Rev.* **1994**, *2483*–2547.
- (7) As recently as 2005, literature reports had indicated that **1** ethyl ester was commercially available: Gardiner, J.; Panchal, N.; Stimpson, W.; Herbert, J.; Ellames, G. *Synlett* **2005**, *17*, 2685–2687. However, to the best of our knowledge, this substance is no longer widely available. For the preparation of **1** ethyl ester, see: Sakai, T.; Nakamura, T.; Fukuda, K.; Amano, E.; Utaka, M.; Takeda, A. *Bull. Chem. Soc. Jpn.* **1986**, *59*, 3185–3188.

(8) Bull, J. A.; Balskus, E. P.; Horan, R. A. J.; Langner, M.; Ley, S. V. *Chem. Eur. J.* **2007**, *13*, 5515–5538.

(9) Sharpless, K. B.; Amberg, W.; Bennani, Y. L.; Crispino, G. A.; Hartung, J.; Jeong, K. S.; Kwong, H. L.; Morikawa, K.; Wang, Z. M.; Xu, D.; Zhang, X. L. *J. Org. Chem.* **1992**, *57*, 2768–2771.

(10) Kwong, H.-L.; Sorato, C.; Oginio, Y.; Chen, H.; Sharpless, K. B. *Tetrahedron Lett.* **1990**, *31*, 2999–3002. Under these biphasic reaction conditions, the osmium(VI) monoglycolate intermediate cannot be oxidized prior to hydrolysis and release of the diol product. This prevents entry into the so-called “second cycle,” which proceeds via an osmium(VI) bisglycolate ester and is poorly enantioselective: Wai, J. S. M.; Markó, I.; Svendsen, J. S.; Finn, M. G.; Jacobsen, E. N.; Sharpless, K. B. *J. Am. Chem. Soc.* **1989**, *111*, 1123–1125.

(11) The enantiomeric excess was determined by ^1H NMR analysis of the corresponding bis-Mosher ester. See: Dale, J. A.; Dull, D. L.; Mosher, H. S. *J. Org. Chem.* **1969**, *34*, 2543–2549.

(12) Becker, H.; Sharpless, K. B. *Angew. Chem., Int. Ed.* **1996**, *35*, 448–451.

(13) This degree of enantioselectivity is in excellent agreement with a previous report: Tagami, K.; Takagi, S.; Shiro, M.; Nagao, Y. *Heterocycles* **1997**, *45*, 1663–1669.

(14) As the alkene was a $\sim 17:1$ mixture of *E* and *Z* isomers, we expected the dihydroxylation reaction to afford a mixture of syn and anti diols. Syn and anti methyl 2,3-dihydroxybutyrate exhibit a characteristic difference in the chemical shift of the C4 methyl group. ^1H NMR (300 MHz, CDCl_3) anti δ 1.18 (d, 3H, $J = 6$ Hz): Mahalingam, S. M.; Sathyamurthi, N.; Aidhen, I. S. *Adv. Synth. Catal.* **2005**, *347*, 715–717. ^1H NMR (300 MHz, CDCl_3) syn δ 1.31 (d, 3H, $J = 6.5$ Hz): Umemura, E.; Tsuchiya, T.; Umezawa, S. *J. Antibiot.* **1988**, *41*, 530–537. On this basis we estimate that product **2** was formed as a $\sim 21:1$ mixture of syn and anti diastereomers, respectively. The minor diastereomer was removed upon recrystallization.

(15) Similar washings of diol product mixtures derived from more water-soluble esters (such as methyl) led to significant loss of product.

(16) Klein, U.; Mohrs, K.; Wild, H.; Steglich, W. *Liebigs Ann. Chem.* **1987**, 485–489.

(17) Saponification appears to be a background process under all conditions examined for the large-scale dihydroxylation of *p*-phenylbenzyl crotonate. Thus, using “method A” (0.25 mol % $\text{K}_2\text{OsO}_4 \cdot 2\text{H}_2\text{O}$, 5 day reaction time), the saponification product comprised $\sim 3\%$ of the crude mixture, as determined by integration of a diagnostic signal in the ^1H NMR spectrum (500 MHz, CDCl_3): δ 4.75 (s, 2H, Ar- CH_2OH).

(18) (a) Walsh, P. J.; Sharpless, K. B. *Synlett* **1993**, 605–606. (b) AD mix containing 5 mol % potassium osmate and 1 mol % PHAL ligand is referred to in the literature as “modified-AD-mix”. See: Bennani, Y. L.; Sharpless, K. B. *Tetrahedron Lett.* **1993**, *34*, 2079–2082. (c) Roberts et al. have designed a “Super-AD-mix” containing 8–10 mol % osmium tetroxide and 10 mol % PHAL ligand: Hermitage, S. A.; Murphy, A.; Nielsen, P.; Roberts, S. M. *Tetrahedron* **1998**, *54*, 13185–13202.

(19) Campbell, A. D.; Raynham, T. M.; Taylor, R. J. K. *Synthesis* **1998**, 1707–1709.

(20) Nahm, S.; Weinreb, S. M. *Tetrahedron Lett.* **1981**, *22*, 3815–3818.

(21) The methyl ketone **5** is volatile, especially at reduced pressure. For this reason the crude product, estimated to be of $\geq 90\%$ purity, was used in subsequent transformations without purification.

(22) Still, W. C.; Khan, M.; Mitra, A. *J. Org. Chem.* **1978**, *43*, 2923–2925.

(23) Pangborn, A. B.; Giardello, M. A.; Grubbs, R. H.; Rosen, R. K.; Timmers, F. J. *Organometallics* **1996**, *15*, 1518–1520.

(24) A preparation of amide *ent-4* is described, but characterization data were not reported: Ziegler, F.; Kim, H. *Tetrahedron Lett.* **1993**, *34*, 7669–7672.

(25) For characterization data for *ent-5*, see: Aoyagi, S.; Wang, T. C.; Kobayashi, C. *J. Am. Chem. Soc.* **1993**, *115*, 11393–11409.